



# **ADATA SP580**

## **Firmware Update Operation Guide**

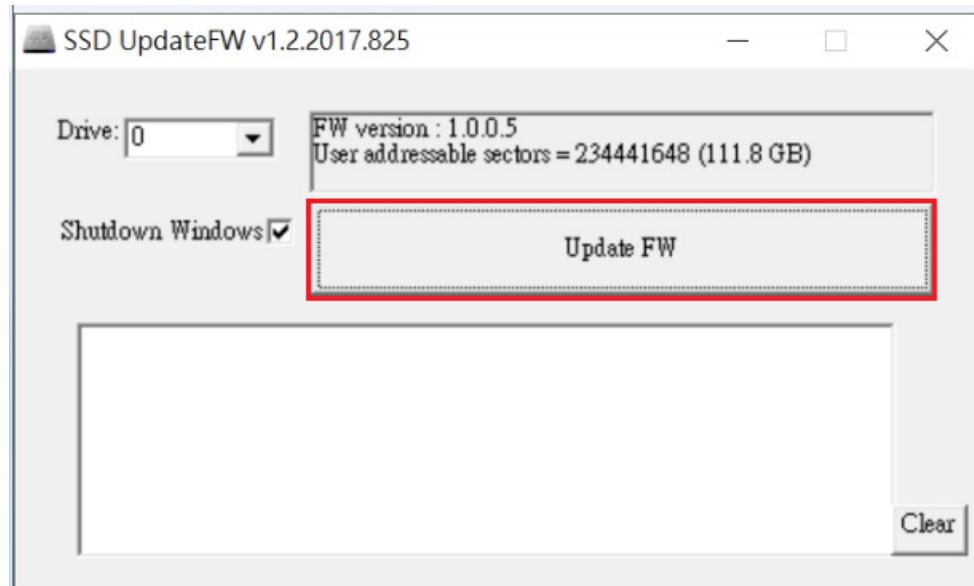
# Attention

- ◆ This update tool is only available for FW1.0.0.5 / 1.0.0.8 compatibility enhancements.
- ◆ Updating your SSD firmware may result in data loss. However, ADATA recommends that you backup your data as a precaution before proceeding.



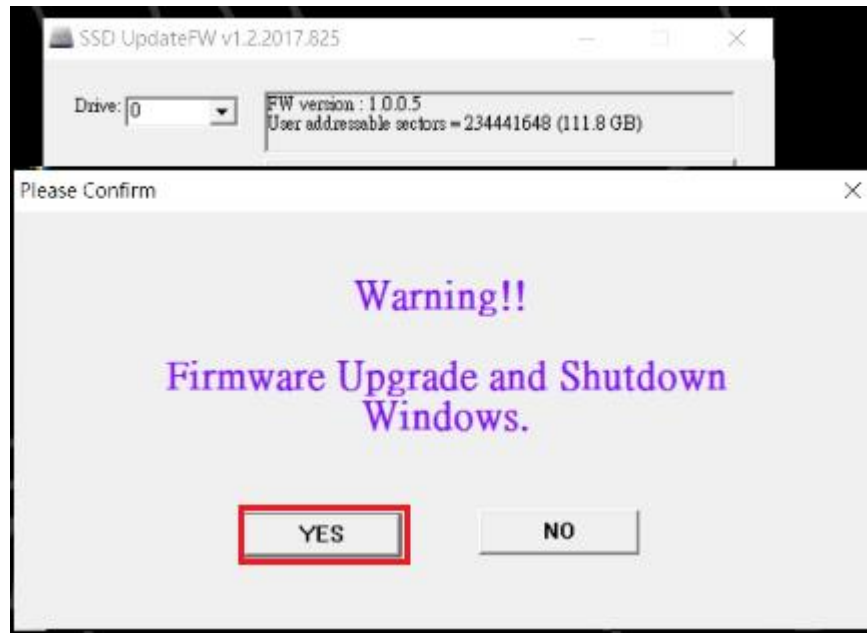
# ADATA SP580 FW Updater SOP

- ◆ Step1. Open the firmware updater then click “Update” Button.



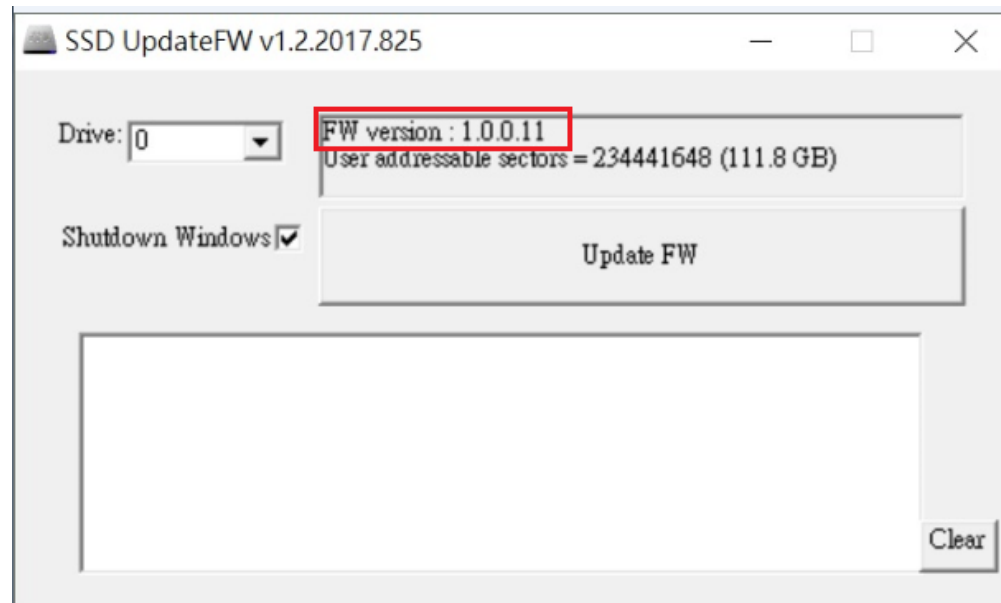
# ADATA SP580 FW Updater SOP

- ◆ Step2. There is a warning message will inform you that the target will be Firmware Upgrade and then Shutdown system. Please click “YES” button for the update.



# ADATA SP580 FW Updater SOP

- ◆ Step3. This update task may takes half to 1 minute. If the update finished, system will be automatically shutdown.
- ◆ Step4. To ensure the update was effective, please turn-on the system and re-open the firmware updater to confirm the SSD now displays new version



THANK YOU